



EKOL GREECE  
Case study  
Βιωσιμότητα & Μείωση εκπομπών  
CO<sub>2</sub>  
Οκτώβριος 2022

# Green Logistics

Intermodal Transportation .....

Euro 5/6 certified, young fleet that  
is on average 3 years old .....

Green offices .....

Each month  
we save **365,000** trees with  
green logistics



# Ekol Milestones

Ekol Germany  
Warehousing  
Solutions  
begin with the  
Kardelen Facility

1996

Rainbow  
Replaced by  
Quadro  
(software)

2003

Acquire STS Int.  
Transport

2010

Ekol Bosnia  
Ekol France  
**Ekol Greece**

2012

Ekol Spain

2014

Ekol Bulgaria  
Ekol Czech Rep.  
Ekol Iran

2016

Ekol Sweden

2018

1990

Established

2002

Acquire  
Unok/Unatsan

2008

Intermodal  
operations

2011

Ekol Italy  
Ekol Romania

2013

Ekol Hungary  
Ekol Ukraine

Ro-Ro  
operations

2015

Ekol Poland

2017

Ekol Slovenia



Ekol Greece was  
founded in 2012. Began  
its operations in  
Thessaloniki and during  
the years expanded in  
Athens.



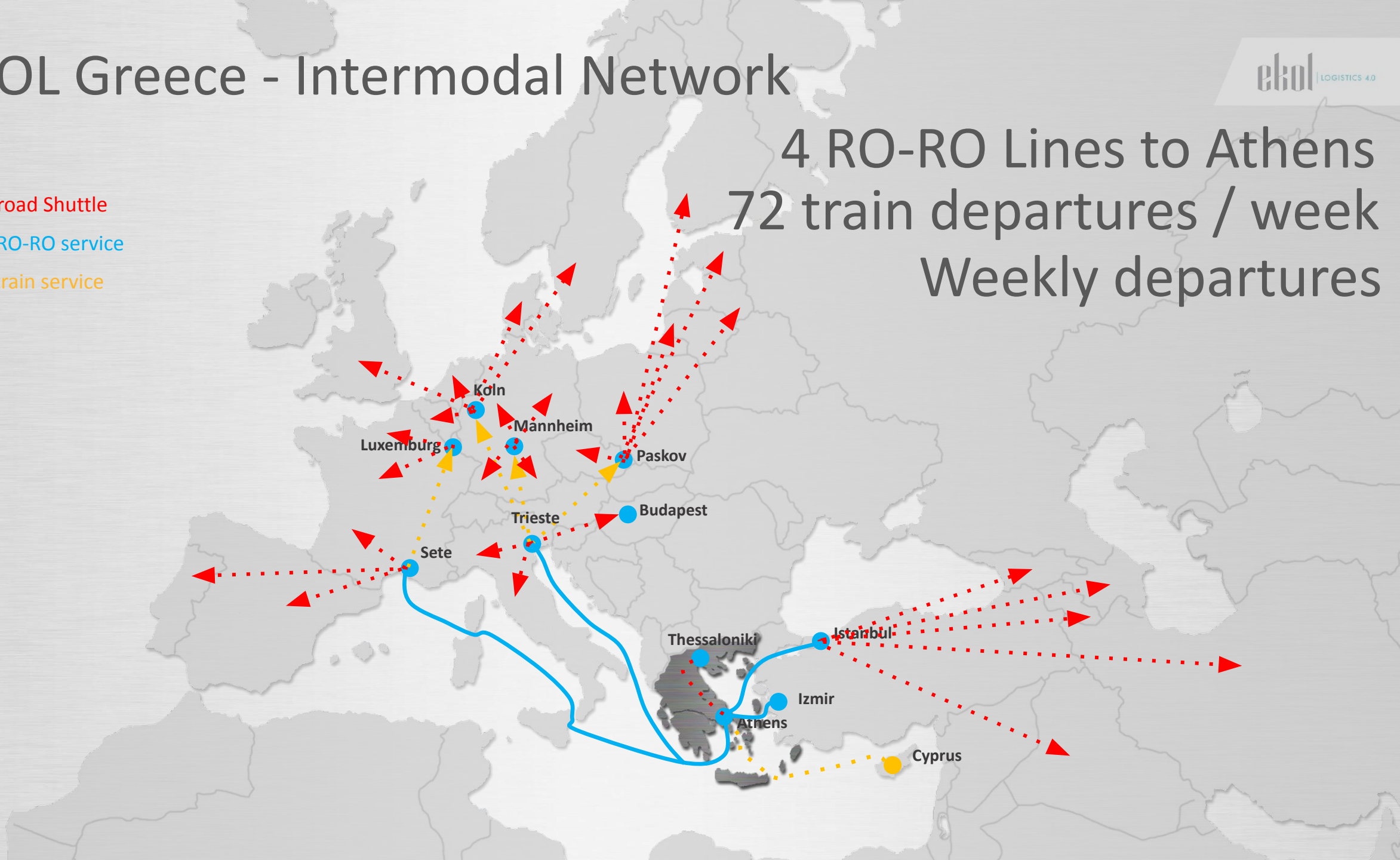
# EKOL Greece - Intermodal Network

Daily road Shuttle

Own RO-RO service

Own train service

4 RO-RO Lines to Athens  
72 train departures / week  
Weekly departures



# Overall shipments the past 3 years

PLANT	2020	2021	2022	TOTAL
BELGIUM	37	35	30	102
FRANCE 1	47	42	21	110
FRANCE 2	11	13	9	33
FRANCE 3	4	23	26	53
FRANCE 4	77	72	50	199
FRANCE 5	61	56	41	158
				655

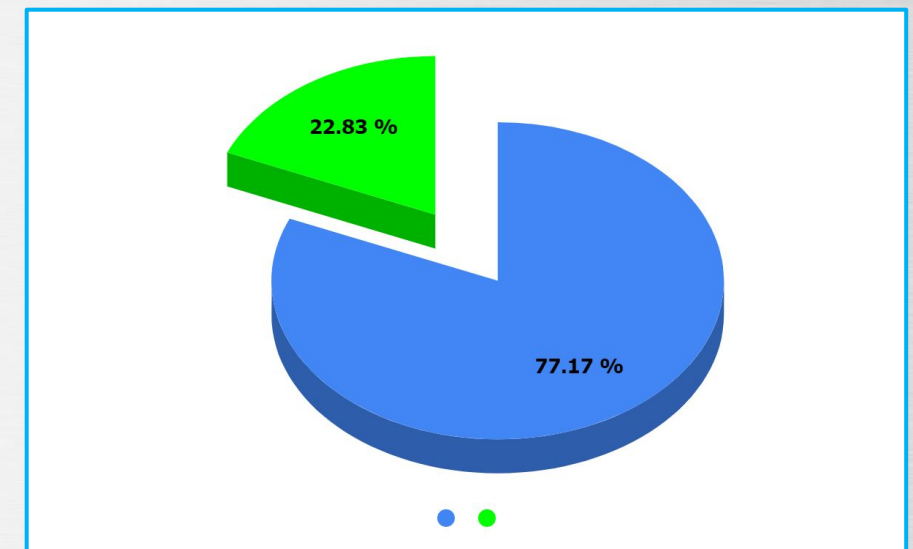
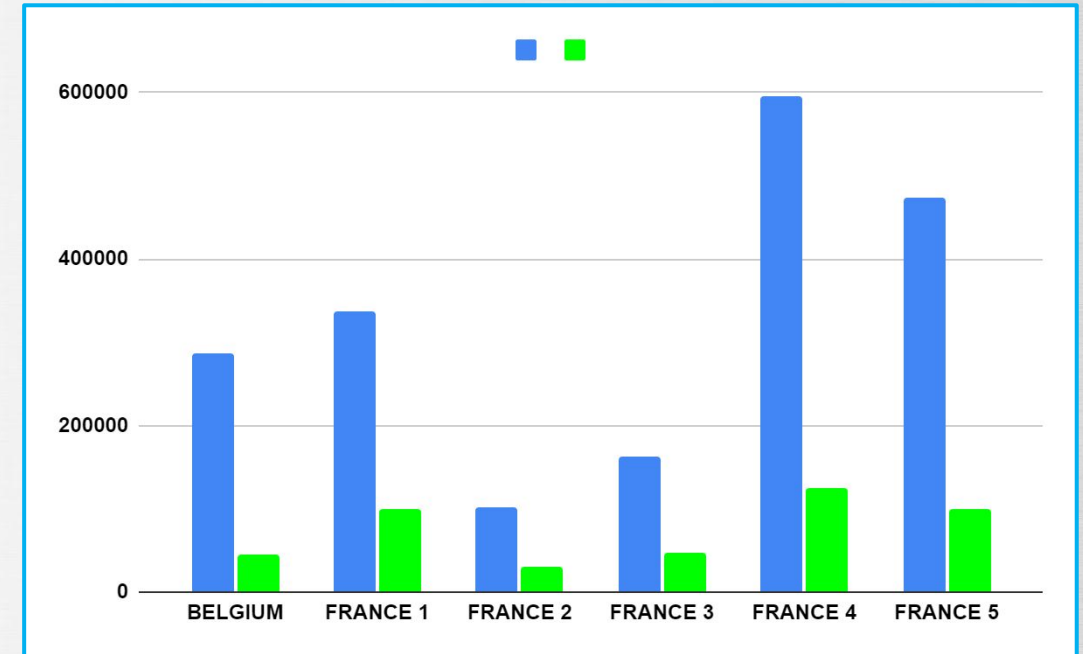
# Expected Klm Vs Actual Klm

PLANT	TOTAL	TOTAL KLM
BELGIUM	102	286314
FRANCE 1	110	337260
FRANCE 2	33	101178
FRANCE 3	53	162498
FRANCE 4	199	596204
FRANCE 5	158	473368
		1.956.822

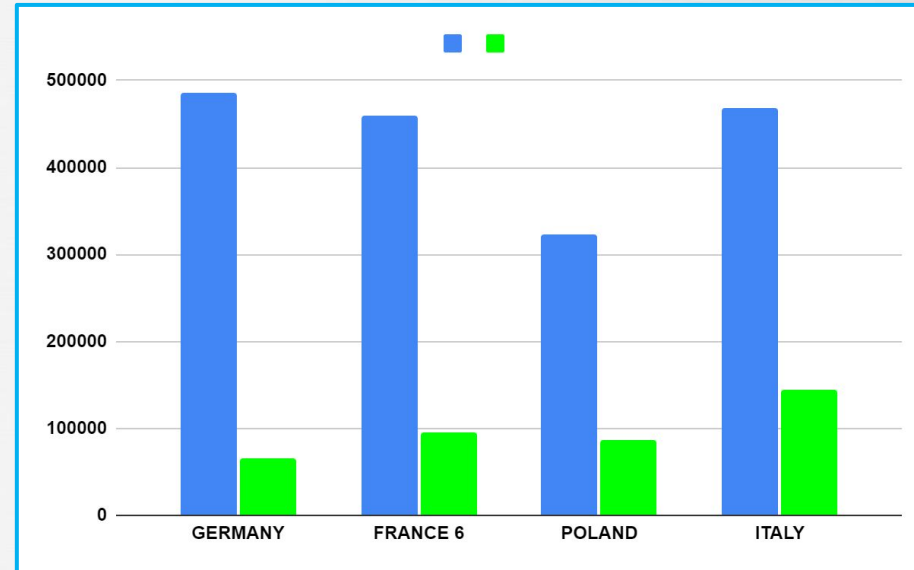
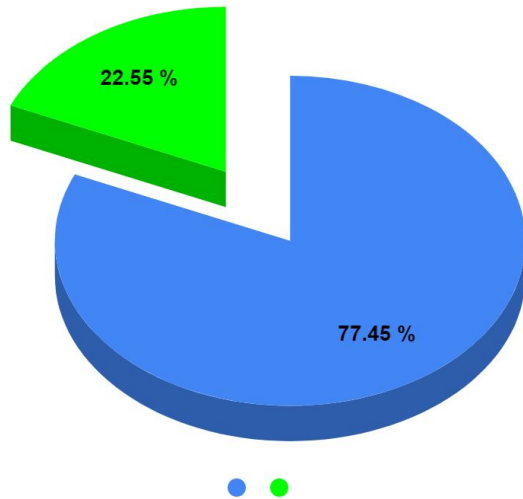
PLANT	TOTAL	TOTAL ACTUAL KLM
BELGIUM	102	46002
FRANCE 1	110	98890
FRANCE 2	33	29667
FRANCE 3	53	47647
FRANCE 4	199	125171
FRANCE 5	158	99382
		446.759

# Actual reduction on the total Klm on the road

PLANT	TOTAL	TOTAL KLM	TOTAL ACTUAL KLM	%
BELGIUM	102	286314	46002	17%
FRANCE 1	110	337260	98890	32%
FRANCE 2	33	101178	29667	32%
FRANCE 3	53	162498	47647	32%
FRANCE 4	199	596204	125171	22%
FRANCE 5	158	473368	99382	22%
		1.956.822	446.759	22.83%
		1.510.063		77.17%



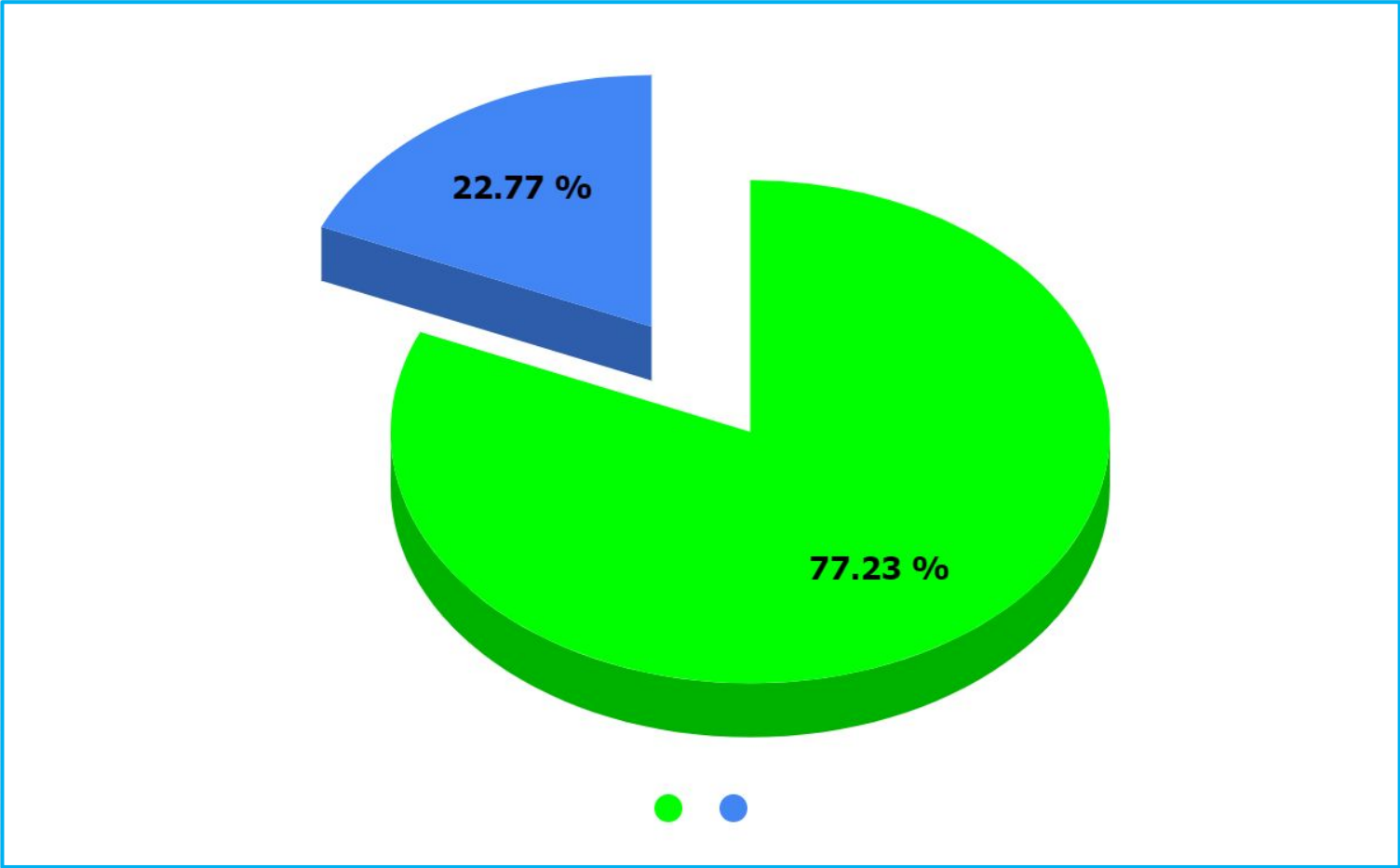
# New routes to add



GERMANY	195	486525	65910	14%
FRANCE 6	150	459150	96150	22%
POLAND	135	323865	85995	26%
ITALY	180	468000	143820	30%
		1.737.540	391.875	22.55%
		1.345.665		77.45%

# Target for the next 3 years

TOTAL		3.694.362	838.634	22.77%
		2.855.728		77.23%



# Intermodal Benefits



## Reports

Environmental benefits can be seen on our website, in real time. In addition we send our customers monthly reports.

# Intermodal Benefits

ekol | LOGISTICS 4.0

each  
month  
we

save

forest  
in the size of  
**730** football  
pitches

diesel  
enough to make  
**360** trips  
around the  
world

## Positively contribute to the future of the community



Ensure that new generations grow to be more socially conscious and well-equipped individuals.

Achieve sustainable growth by developing environmentally-sustainable projects and business processes.





ekol | LOGISTICS 4.0

for  
we are committed to be the best ~~in~~ the world



INTEGRATED. INTERCONNECTED. INNOVATIVE.

ekol.com